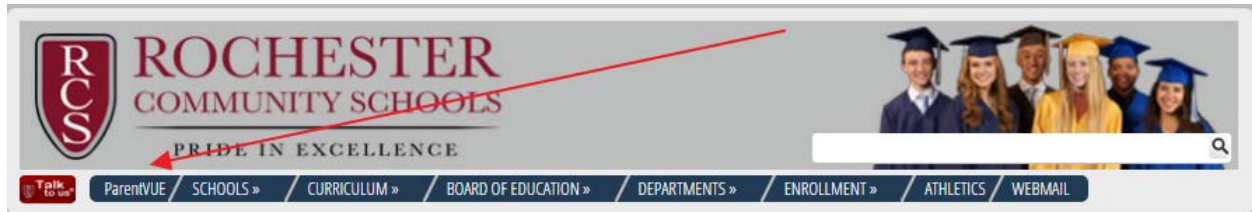


StudentVUE Access Instructions

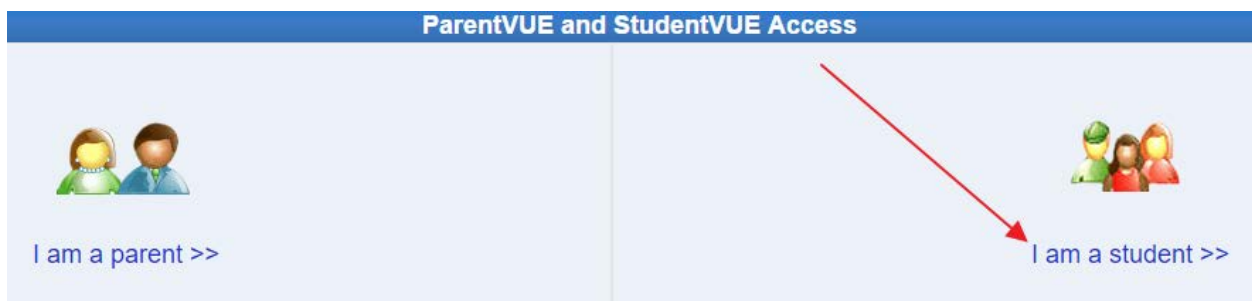
The ParentVue and StudentVUE website are **both** available at the following link:
<https://rcsvue.rochester.k12.mi.us>.

The link can also be found on the District website by clicking on ParentVUE.



StudentVUE can be used by secondary students to access their attendance, grades, assignments, and more.

Once you have accessed the website and are at the ParentVUE and StudentVUE Access page, click on **I am a student**.



Next, type in your **district username and password**.



Please visit your media center if you need help with your district username and password.


User Name:

Password:

Login

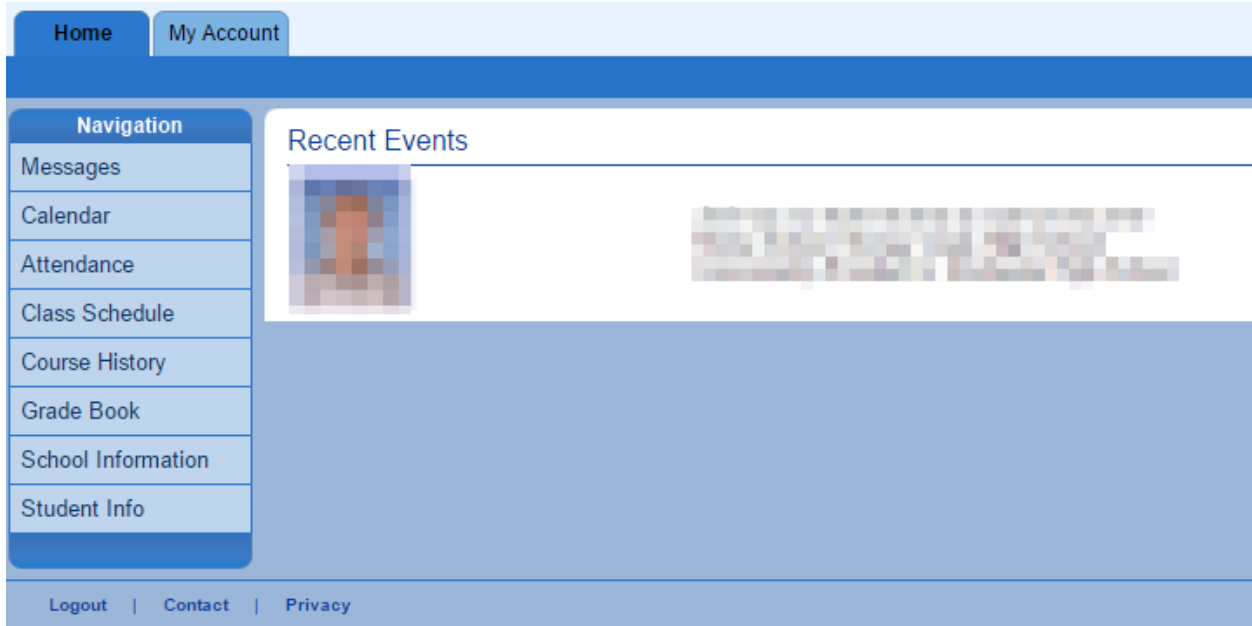
[Forget your password? Click here.](#)

TIP: When you are at school, you can click on the StudentVUE icon on district computers/laptops to access the StudentVUE website.

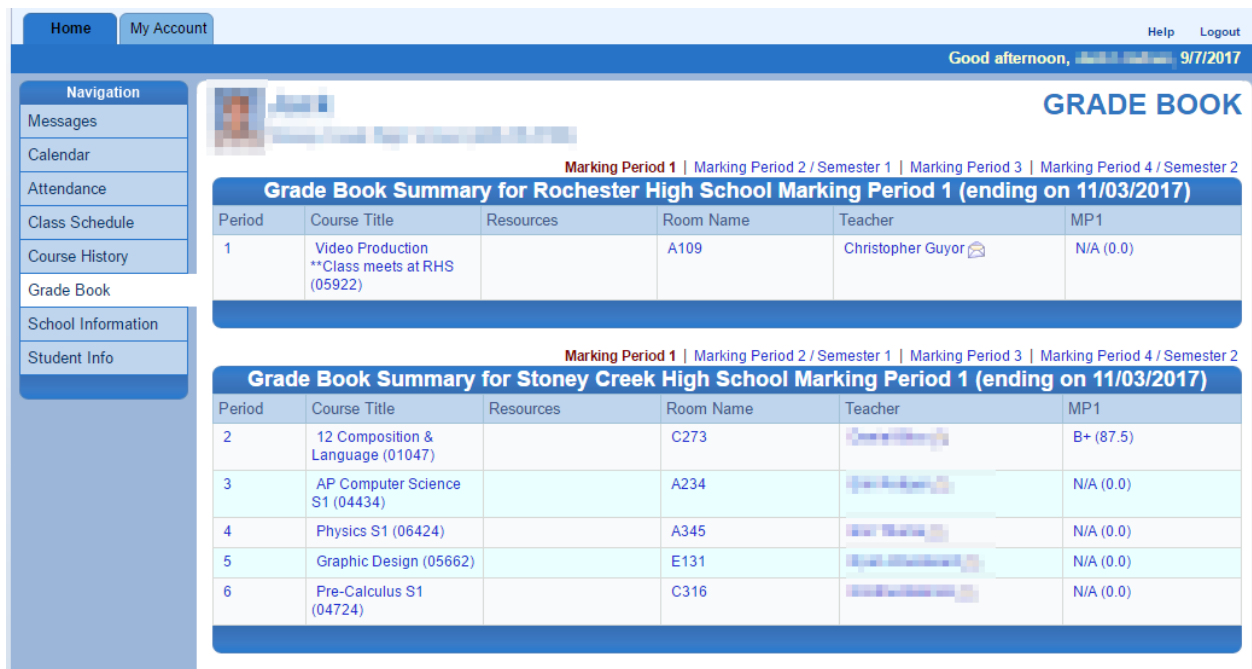


StudentVUE Access Instructions

You can now access the information listed below by clicking on each item.



Click on Grade Book to access current classes and grades. Click on the Course Title to access assignment information.



StudentVUE Access Instructions



StudentVUE[®]
powered by Synergy[®]

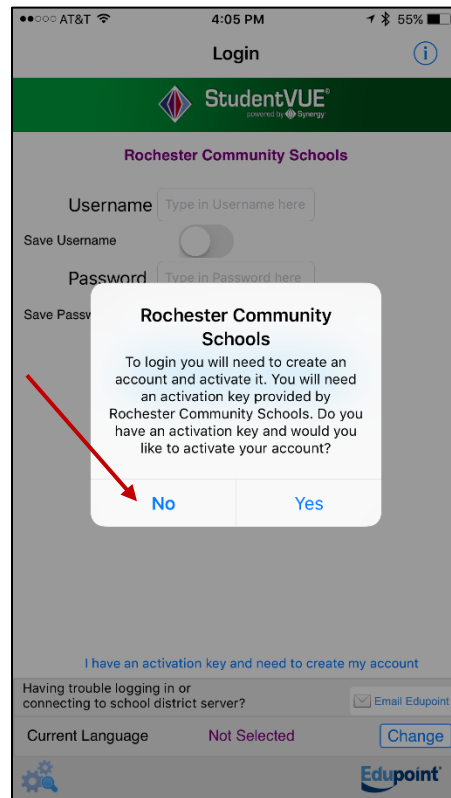
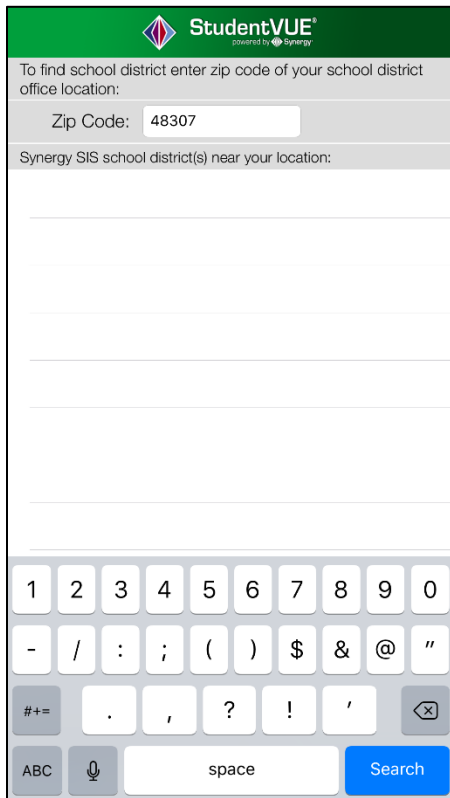
There is also a StudentVUE app available in the App Store and Google Play.

The following instructions are for the iPhone app.

Upon first use of the app, put in our district zip code 48307 and select Rochester Community Schools. You will be asked if you have an activation key and would like to activate your account - say NO. Next, type in your **district username and password**.



Please visit your media center if you need help with your district username and password.



StudentVUE Access Instructions

You can now access the information below by clicking on the item.

